




The World's Most Trusted Conveyor



Up'N'Down

Dry Cleaning Storage Conveyor

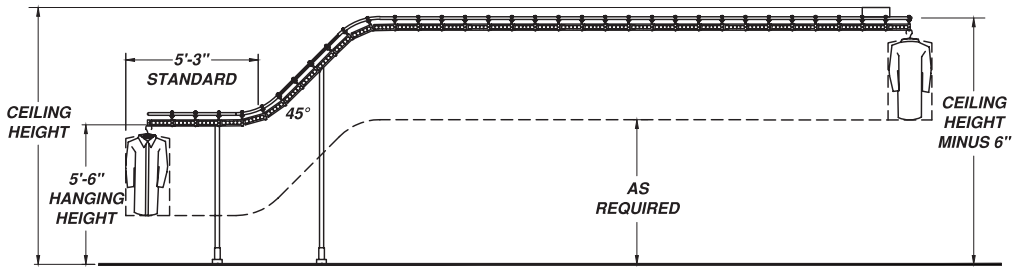
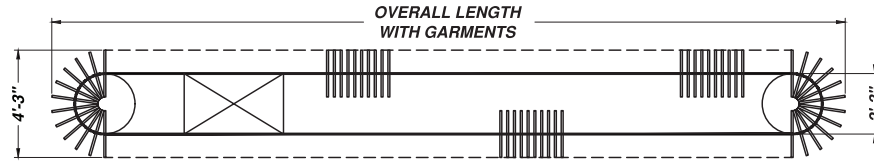
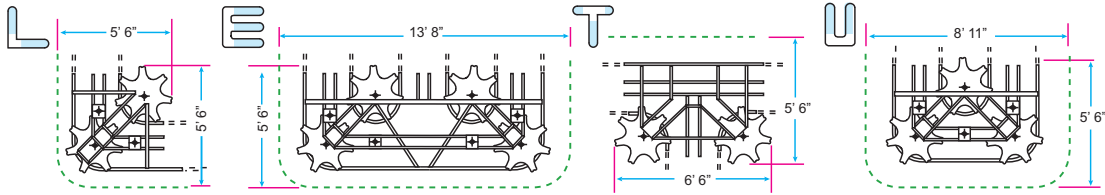
FEATURES and BENEFITS

- ✓ Inverter controlled direct drive
- ✓ Bi-directional hand switch - standard
- ✓ Automatic Keyboard control - optional
- ✓ With the keyboard control, the microprocessor selects the shortest route (left or right) to the order's location
- ✓ 10 slot stamped steel frame, 12" width, with nylon inserts
- ✓ Hardened steel universal with heat treated steel insert bushing
- ✓ Screw type take-up for chain slack adjustment

Use the overhead space of your store with the White Conveyors Up'N'Down model that goes up to the ceiling at a 45° angle. Load orders at the "nose" of the conveyor on ground level, and store them off the floor. Add extra square footage by using valuable floor space under the conveyor.

Up'N'Down Dry Cleaning Storage Conveyor

White Conveyors are available in a wide variety of special shapes. You can "design your own conveyor" to fit most any length or shape by using our standard "modular" sections. Here are some typical shapes.



MODEL-N

MODEL Number	Number of Slots	LENGTH of Hanging Capacity	OVERALL LENGTH with Garments*
N380	380	38'-0"	18'-0"
N400	400	40'-0"	19'-0"
N420	420	42'-0"	20'-0"
N460	460	46'-0"	22'-0"
N500	500	50'-0"	24'-0"
N540	540	54'-0"	26'-0"
N580	580	58'-0"	28'-0"
N600	600	60'-0"	29'-0"
N620	620	62'-0"	30'-0"
N660	660	66'-0"	32'-0"
N700	700	70'-0"	34'-0"
N740	740	74'-0"	36'-0"
N780	780	78'-0"	38'-0"
N800	800	80'-0"	39'-0"
N820	820	82'-0"	40'-0"
N860	860	86'-0"	42'-0"
N900	900	90'-0"	44'-0"
N920	920	92'-0"	45'-0"
N960	960	96'-0"	47'-0"
N1000	1000	100'-0"	49'-0"

*Variable dimensions based upon clear ceiling height.



White Conveyors, Inc.
 10 Boright Avenue, Kenilworth, NJ 07033
 +1 (908) 686-5700 • +1 (800) 524-0273
www.white-conveyors.com